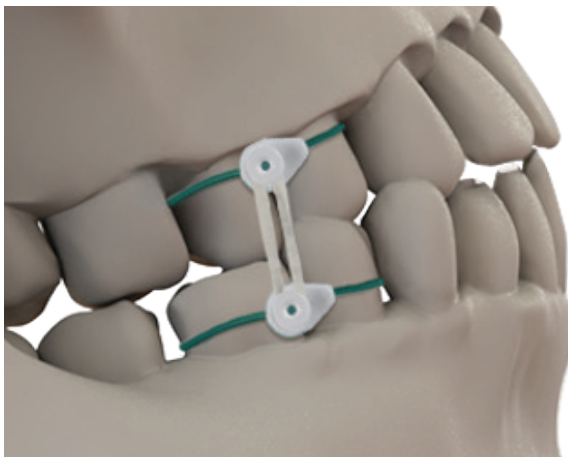
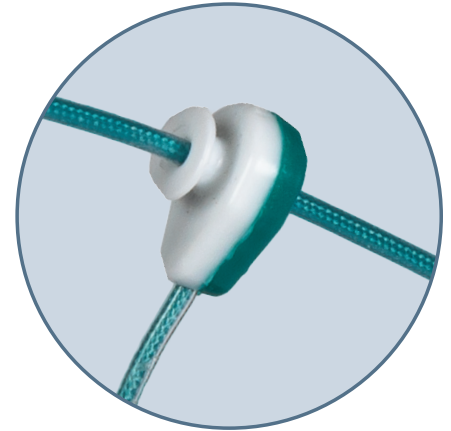


## Introducing Minne Ties® Anchorage

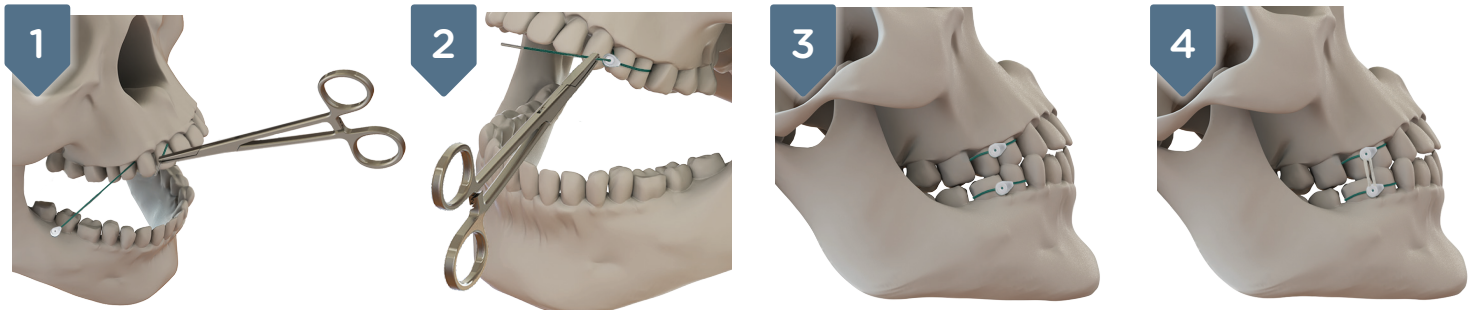
### Designed to Facilitate Application of Guiding Elastics

The same innovative suture-based MMF solution surgeons trust, now with an added anchorage feature to facilitate use of guiding elastics. Minne Ties Anchorage Ties are identical to regular Minne Ties, featuring the same suture, introducer, and locking clasp, but now include a rounded anchorage hook on the white side of the clasp. Wrapping Anchorage Ties around teeth on the maxilla and mandible rapidly and safely creates an enhanced construct for guiding elastics.



### Anchorage Ties Key Benefits

- Enhanced anchorage point for elastics.
- Same trusted Minne Ties materials and locking mechanism.
- No wires. No screws.
- Safe, noninvasive application.
- Designed for patient comfort.
- Streamlined application for OR and clinic use.
- Easy to apply and remove elastics.<sup>1</sup>



Apply Minne Ties Anchorage circumdentally around two teeth. Enter a maxillary embrasure from the buccal side and push through the embrasure to exit on the lingual side. Advance the introducer through another maxillary embrasure to exit on the buccal side. Advance the introducer through the GREEN SIDE of the clasp. Tighten until the circumferential loop is secure and stable. The rounded protruding hook on the white side of the clasp creates an easily accessible anchorage point. Repeat the above process to apply an Anchorage Tie on the mandibular side. Utilize the rounded protruding hook on each Tie as an anchorage point to apply a single guiding elastic.

#### Materials

Polypropylene, Polyester, Stainless Steel

**Packaged sterile and ready for single use**  
MT-2000 - Two Anchorage Ties (1.0 mm)



**1.0 mm (18 ga.)**  
green

<sup>1</sup> Invisian Medical, data on file.